



Mi ST ATH Q4 FY2021 (Jan to Mar 2021) and FY21 Report

[Mi ST ATH](#) our flagship 10 stock strategy that chases All time High liquid stocks again clocked a block buster quarter at +33.6% and ended the year with a bang at +180.28%!

Mi ST ATH Smallcase Quarter-wise Performance FY 2021

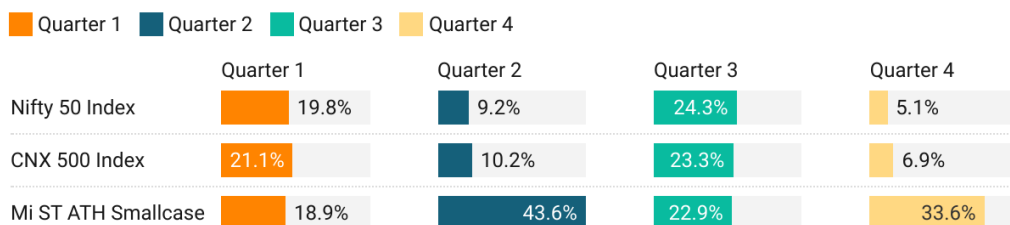


Chart: Weekend Investing • Created with Datawrapper

Mi ST ATH Smallcase vs Benchmark Indices

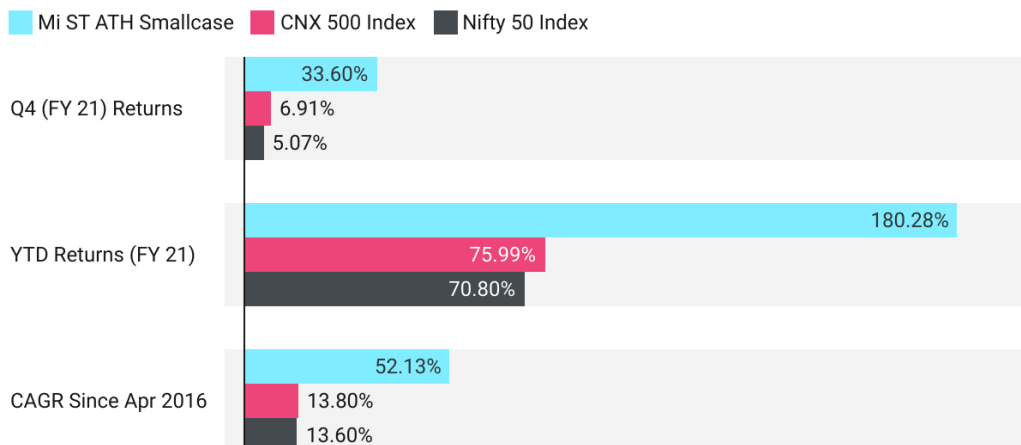


Chart: Weekend Investing • Created with Datawrapper

CAGR of Mi ATH stands at 52.13% vs 13.8% of CNX500 and 13.6% of Nifty

Mi ST ATH Smallcase | Returns vs Max Drawdown

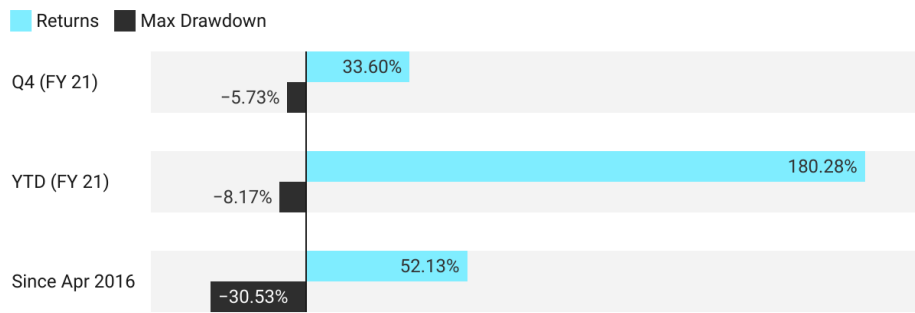


Chart: Weekend Investing • Created with Datawrapper

Nifty 50 Index | Returns vs Max Drawdown

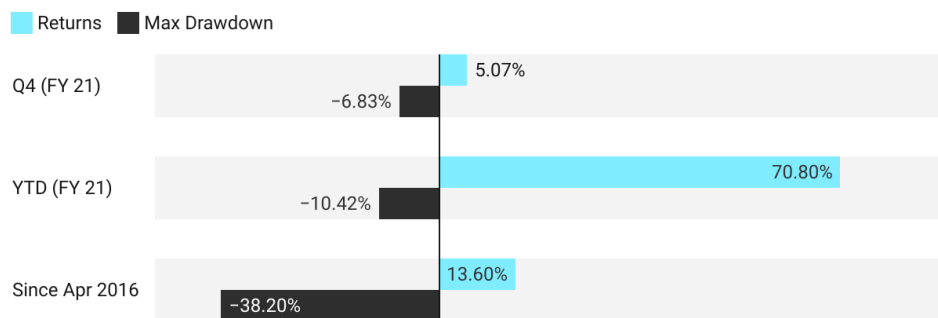


Chart: Weekend Investing • Created with Datawrapper

CNX 500 Index | Returns vs Max Drawdown

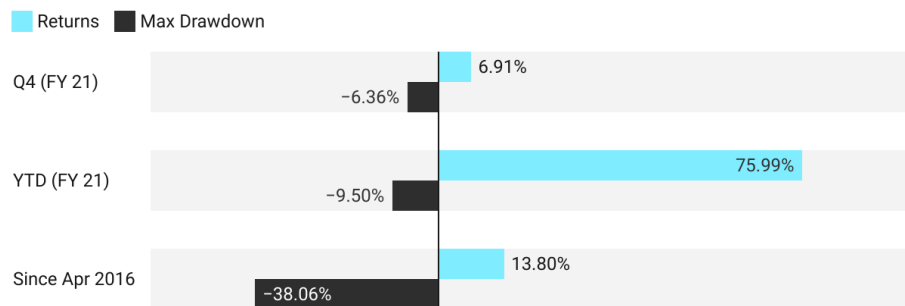
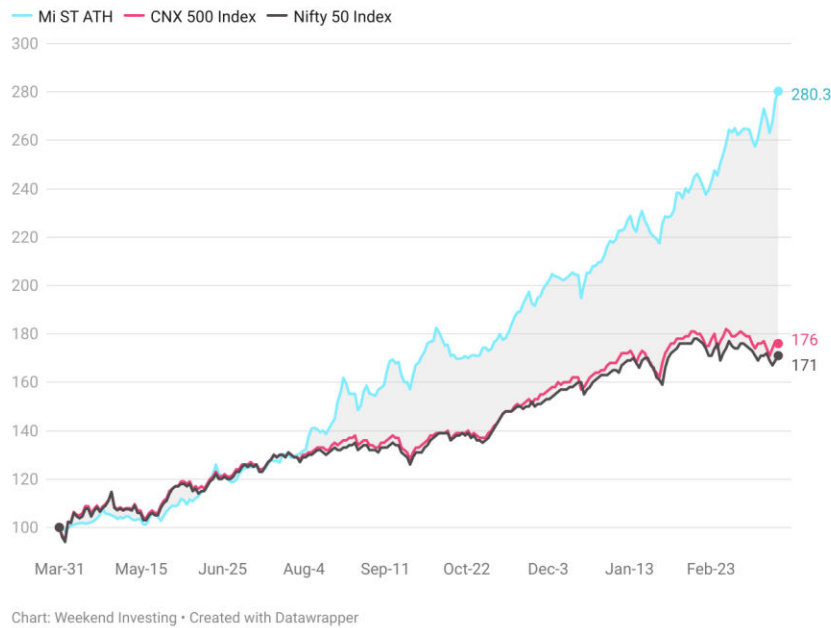


Chart: Weekend Investing • Created with Datawrapper

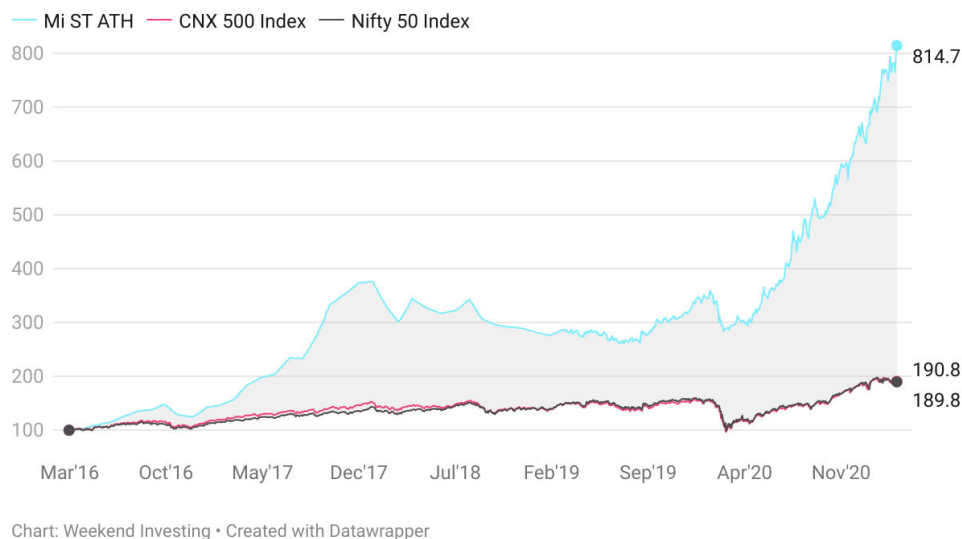
As you can see above the Mi ST ATH compares very favourably against Nifty 50 and CNX500 from where most of its constituents are derived from. Since 2016 it had a max drawdown of 30%, way better than the indices and an average return far above 4 times that of the indices.

Rs 100 invested in Mi ST ATH Smallcase vs Benchmark Indices | FY 2021



INR 100 invested at the beginning of the year Apr 20 ended at 280 while INR 100 invested in Apr 16 would be 814.7 by now on a gross basis. That is the power of compounding of returns and having a successful strategy in place that rides its winners and cuts its losses.

Rs 100 Invested in Mi ST ATH Smallcase in April 2016 vs Benchmark Indices



You can [read all about this strategy here](https://weekendinvesting.com) and see date-wise performances at [weekendinvesting.smallcase.com](https://weekendinvesting.com) or visit the performance tab at weekendinvesting.com for detailed product reports or write to us at support@weekendinvesting.com

*Weekend investing services were launched on 1 Apr 2016. All returns are gross before fees and tax and dividends. Past performance is no assurance for future returns. All of the above are research products for DIY use.